



**#09012 Gingerbread Girl Ornament**

Designed by Janis Lockhart

Copyright © 2009 Cross-Point Designs

Design may be used and photocopied for personal or sewing class only. *Not for commercial use.*

## #09012 Gingerbread Girl Ornament

designed by Janis Lockhart







Cross-Point Designs

Copyright © 2009 Cross-Point Designs


**Fabric:** Plastic Canvas, 14 ct., White or Lt Brown  
58w X 71h Stitches

**Size:** 14 Count, 4-1/8w X 5h in





### Floss Used for Full Stitches:

Symbol	Strands	Type	Number	Color
	1	DMC Perle	434	Brown-LT
	1	DMC Perle	666	Christmas Red-BRT
	1	DMC Perle	700	Christmas Green-BRT
	1	DMC Perle	938	Coffee Brown-UL DK
	1	DMC Perle	3801	Christmas Red-LT
	1	DMC Perle	Blanc	White

### Floss Used for Back Stitches:

Symbol	Strands	Type	Number	Color
	1	DMC Perle	666	Christmas Red-BRT

### Floss Used for Straight Stitches:

Symbol	Strands	Type	Number	Color
	1	DMC Perle	666	Christmas Red-BRT
	1	DMC Perle	700	Christmas Green-BRT
	1	DMC Perle	938	Coffee Brown-UL DK
	1	DMC Perle	Blanc	White

### Notes:

- > Use one strand DMC #5 Pearl Cotton throughout.
- > Use 14 count white, beige or light brown plastic canvas or perforated paper.
- > Cut out two pieces, for front and back of ornament.
- > On back piece, stitch entire piece with DMC #5 Pearl, 434 Brown-LT, eliminating face and clothing. Try using half or full cross stitches, whichever covers the canvas better. Cut around finished pieces, leaving one square of canvas at edge all around.
- > To assemble front and back: Place the two pieces wrong sides together, matching up edges. Slip stitch around edge with DMC #5 Pearl, 700, Christmas Green-BRT, except around apron, use DMC #5 Pearl, #666, Christmas Red-BRT. Tuck in thread ends. Tie a hanging cord at the top.
- > For some special sparkle, try stitching or gluing on some beads or sequins on your ornament. Have fun!

Design may be used and photocopied for personal or sewing class only. *Not for commercial use.*